

CONVERT-S
CONVERT-XL
DARWIN

CS3431
CS3432
CS3433



H-A 3431 01 00

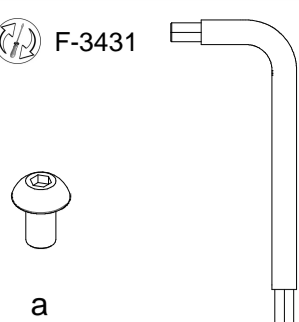
COMPANY WITH
MANAGEMENT SYSTEM
CERTIFIED BY DNV
ISO 9001 • ISO 14001



Calligaris S.p.A.
Via Trieste, 12
33044 Manzano - (UD) Italy
Tel. +39 0432 748211
calligaris.com

calligaris

F-3431



a


- I Prima di iniziare il montaggio, identificare tutti i componenti con l'aiuto delle istruzioni.
- GB Before starting to assembly, please identify all components.
- D Vor der Montage, sind die Einzelteile anhand der Montageanleitung zu identifizieren.
- F Avant de débuter le montage, identifiez tous les composants à l'aide de la notice.
- E Antes de iniciar el montaje, identifique todos los componentes con ayuda de la nota.

Attenzione-Attention-Vorsicht-Attention-Atención

- I Si consiglia di effettuare il montaggio su una superficie morbida.
- GB It is a good idea to use a soft protective underlay during assembly.
- D Möbelteile auf eine weiche Oberfläche legen und dann aufstellen.
- F Veuillez poser les pièces sur un surface souple pour l'assemblage.
- E Se aconseja efectuar el montaje sobre una superficie blanda.



- I Pezzo di ricambio.
- GB Spare part.
- D Ersatzteil.
- F Pièce en échange / s.a.v.
- E Repuesto







V-0370018594 FOR DTP1T00



V-0370028594 FOR DTD2T00




V-0370038594 FOR DTD3T00


V-0370048594 FOR DTD3T0M



a





 V-0440145672

Attenzione-Attention-Vorsicht-Attention-Atención

- **I** Per sfoderare seguire le seguenti indicazioni.
- **GB** Please follow the instructions to remove the cover
- **D** Beim abziehen des Bezugs, bitte folgende Anweisungen beachten
- **F** Pour enlever la housse veuillez suivre les indications suivantes
- **E** Para desfundar seguir las siguientes instrucciones

